

			2021 TAX	CALCULATION	ACKNOWLEDGEMENT	REPORT				
	TAXING DISTRICT	21	WINFIELD PARK				COUNTY	20	UNION	
	COUNT	NET VALUE	TOTAL TAXES (GENERAL)	TOTAL TAXES (SPECIAL)	DEDUCTION AMOUNT	NET AMOUNT OF TAXES	2021 TAXES (1ST HALF)	2021 TAXES (2ND HALF)	2022 TAXES (1ST HALF)	
* RATABLES *	700	16,566,700	3,545,771.76	.00	24,500.00	3,521,271.76	1,677,305.25	1,843,966.51	1,760,636.71	
* RAILROADS *	0	0	.00	.00	.00	.00	.00	.00	.00	
* UTILITIES *	1	67,290	14,402.08	.00	.00	14,402.08	6,864.20	7,537.88	7,201.04	
* EXEMPTS *	7	7,193,800	.00	.00	.00	.00	.00	.00	.00	

TAX RATES FOR THE YEAR OF 2021

TAXING DISTRICT	21	WINFIELD PARK	COUNTY	20	UNION
		DESCRIPTION OF TAX	SPECIAL TAX CODE	RATE PER \$100	FLAT TAX AMOUNT
		COUNTY TAX		.473	
		COUNTY OPEN SPACE, HIST		.015	
		DISTRICT SCHOOL TAX		10.338	
		LOCAL MUNICIPAL TAX		10.577	

		TOTAL TAX RATE		21.403	

* STATE AID NOT PART OF GENERAL TAX RATE

TAX RATE EDIT AUDIT TRAIL									
CTY/ DIST	TAX YEAR	RATE SEQ	RATE DESCRIPTION	TAX RATE	FLAT AMOUNT	--SPECIAL TAX CODE	DATA-- RATE	FLAT	INHIBIT FLAGS
2021	2021	01	COUNTY TAX	00473	000000				
2021	2021	02	COUNTY OPEN SPACE, HIST	00015	000000				
2021	2021	03	DISTRICT SCHOOL TAX	10338	000000				
2021	2021	04	LOCAL MUNICIPAL TAX	10577	000000				
				-----	-----				
2021	2021	00	TOTAL TAX RATE	21.403	.00		.000	.00	

*** TAX RATE ACCEPTED

TABLE OF AGGREGATES
OF TAXABLE AND EXEMPT PROPERTY IN THE TAXING DISTRICT OF WINFIELD PARK

FOR 2021

(1) VALUE OF LAND	2,634,000
(2) VALUE OF IMPROVEMENTS	13,932,700
(3) TOTAL VALUE LAND & IMPRVMT EXCL 2ND CLASS RR	16,566,700
(4) TAX VALUE MACH,IMPLMNT & EQUIPT OF TELEPHONE, PETROLEUM REFINERIES MISCELLANEOUS	67,290
(5) EXEMPTIONS	
POLLUTION CONTROL (RS 54:4-3.56)	
FIRE SUPPRESSION (RS 54:4-3.13)	
FALLOUT SHELTER (RS 54:4-3.48)	
WATER/SEWAGE FAC. (RS 54:4-3.59)	
UEZ ABATEMENT (RS 54:4-3.139)	
HOME IMPROVEMENT (RS 54:4-3.72)	
MULTI FAMILY (RS 54:4-3.121)	
CL 4 ABATEMENT (RS 54:4-3.95)	
RENEWABLE ENERGY (RS 54:4-3.113)	
DWELL ABATEMENT (RS 40A:21-5)	
DWELL EXEMPTION (RS 40A:21-5)	
NEW DWL/CONV ABATE (RS 40A:21-5)	
NEW DWL/CONV EXEM (RS 40A:21-5)	
MUL DWELL EXEM (RS 40A:21-6)	
MUL DWELL ABATE (RS 40A:21-6)	
COM/IND EXEMPTION (RS 40A:21-7)	
TOTAL	
(5A) DEDUCTIONS ALLOWED (C.73,L.1976)	
NBR VETERANS	35
NBR VETERANS WIDOWS	13
TOTAL	48
NBR SENIOR CITIZENS	37
NBR DISABLED PERSONS	12
NBR SURVIVING SPOUSE	1
TOTAL	98
(6) NET VALUATION TAXABLE	16,633,990
(7) TAX RATE - GENL TAX RATE PER \$100 TAXABLE VALUE	
(8) RATIO - AVERAGE RATIO OF ASSESSED TO TRUE VALUE OF REAL PROPERTY	%
(9A) UEZ EXPIRED (-)	
(9B) TRUE VALUE CL II RR PROPERTY (+)	
(10) EQUALIZATION	
(11) NET VALUE ON WHICH COUNTY TAXES ARE APPORTIONED	
(12) APPORTIONMENT OF TAXES	
TOTAL CNTY TAX APPRT ADJUSTMENTS	
CNTY EQUAL TBL APPL (+ OR -)	
APPEALS & CORR. (+ OR -)	
NET CNTY TAX APPOR	
LESS EXCESS STATE AID	

(13) VALUATION OF EXEMPT PROPERTY	
PUBLIC SCHOOL PROP	4,468,900
OTHER SCHOOL PROP	
PUBLIC PROP	2,724,900
CHURCH & CHARITABLE PROP	
CEMETERY & GRAVEYARD	
OTHER EXEMPT PROP	
TOTAL VALUE	7,193,800

(14) MISC REVENUE FOR SUPPORT OF BUDGET	
SURPLUS REVENUE APPROPRIATED	
MISC REVENUE ANTICIPATED	
RECEIPT FROM DELINQUENT TAX & LIEN	
TOTAL MISCELLANEOUS REVENUE	

(15) APPORTIONMENT OF TAXES

ITEM	AMOUNT	RATE
NET CNTY TX LESS ST AID		
COUNTY LIBRARY TAX		
COUNTY HEALTH TAX		
COUNTY OPEN SPACE		
DISTRICT SCHOOL TAX		
CONSOLIDATED SCHOOL TAX		
REGIONAL SCHOOL TAX		
MUNICIPAL OPEN SPACE		
MUNICIPAL LIBRARY TAX		
LOCAL MUNCPL PURPOSE TAX		
TOTAL TAX LEVY		

AUTHORIZED RATE

(16) REAL PROPERTY CLASSIFICATION SUMMARY

	ITEMS	TAX VALUE
1.	VACANT LAND	1
2.	RESIDENTIAL	698
3A.	FARM (REGULAR)	
3B.	FARM (QUALIFIED)	
4A.	COMMERCIAL	1
4B.	INDUSTRIAL	1,076,600
4C.	APARTMENT	
	TOTAL CLASS 4A,4B,4C	1,076,600
	TOTAL ALL CLASSES	16,566,700

STATE OF NEW JERSEY UNION COUNTY

I (WE) _____ ASSESSOR(S) OF THE
TAXING DISTRICT OF WINFIELD PARK DO SWEAR (OR AFFIRM)
THAT THE FOREGOING TAX LIST AND TAX DUPLICATE CONTAIN THE
VALUATIONS OF ALL THE PROPERTY LIABLE TO TAXATION IN THE TAXING
DISTRICT IN WHICH I (WE) AM (ARE) TAX ASSESSOR(S), AND THAT
SUCH PROPERTY HAS BEEN VALUED WITHOUT FAVOR OR PARTIALITY AT
ITS TAXABLE VALUE AND I (WE) HAVE ALLOWED ONLY SUCH EXEMPTIONS
AND DEDUCTIONS AS ARE PRESCRIBED BY LAW

I (WE) DO FURTHER SWEAR (OR AFFIRM) THAT, FOR THE TAX YEAR 2021,
I (WE) HAVE COMPLETED AND PUT INTO OPERATION A DISTRICT-WIDE
ADJUSTMENTS OF REAL PROPERTY TAXABLE VALUATIONS AND SUCH TAXABLE
VALUATIONS CONFORM TO THE PERCENTAGE LEVEL ESTABLISHED FOR SUCH
YEAR FOR EXPRESSING THE TAXABLE VALUE OF REAL PROPERTY IN THE
COUNTY.


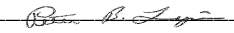
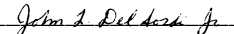



SWORN AND SUBSCRIBED BEFORE ME
THIS _____ DAY OF _____ OF 2021

ASSESSOR(S)

CERTIFICATION BY COUNTY BOARD

THIS IS TO CERTIFY THAT THE FOREGOING IS A TRUE AND
COMPLETE RECORD OF THE TAXES ASSESSED FOR THE YEAR 2021 IN THE
TAXING DISTRICT OF WINFIELD PARK, COUNTY OF
UNION, NEW JERSEY, AND THAT \$ 16,633,990 IS THE
NET VALUATION TAXABLE AND \$ _____ IS THE NET VALUATION
ON WHICH COUNTY TAXES AND REGIONAL OR CONSOLIDATED SCHOOL TAXES
ARE APPORTIONED.

ATTEST:

	PRESIDENT
	V. PRESIDENT
	COMMISSIONER
	COMMISSIONER
	COMMISSIONER
	COMMISSIONER

Chris R. Dwyer
TAX ADMINISTRATOR
COUNTY BOARD OF TAXATION

TAXING DISTRICT 21 WINFIELD PARK			2021	TAX	LIST	DISTRICT	SUMMARY	COUNTY 20	UNION	07/16/21
CLASSIFICATION		NO. OF PARCELS	LAND VALUE	IMPROVEMENT VALUE		TOTAL VALUE		BOOK VALUE OF TANG PERS PROP	EXEMPTION AMOUNT	NET TAXABLE VALUE
1	VACANT LAND	1	2,634,000	0		2,634,000			0	2,634,000
2	RESIDENTIAL	698	0	12,856,100		12,856,100			0	12,856,100
3A	FARM (REGULAR)	0	0	0		0			0	0
3B	FARM (QUALIFIED)	0	0	0		0			0	0
4A	COMMERCIAL	1	0	1,076,600		1,076,600			0	1,076,600
4B	INDUSTRIAL	0	0	0		0			0	0
4C	APARTMENT	0	0	0		0			0	0
CLASS 4 TOTAL		1	0	1,076,600		1,076,600			0	1,076,600
RATABLE TOTAL		700	2,634,000	13,932,700		16,566,700			0	16,566,700
5A	CLASS 1 RAILROAD	0	0	0		0			0	0
5B	CLASS 2 RAILROAD	0	0	0		0			0	0
RAILROAD TOTAL		0	0	0		0			0	0
6A	TELEPHONE	1						67,290		67,290
6B	PETROL REFINRIES	0						0		0
6C	MISCELLANEOUS	0						0		0
PUBLIC UTIL. TOTAL		1						67,290		67,290
15A	PUBLIC SCHOOL	2	378,000	4,090,900		4,468,900			0	4,468,900
15B	OTHER SCHOOL	0	0	0		0			0	0
15C	PUBLIC PROPERTY	5	1,531,200	1,193,700		2,724,900			0	2,724,900
15D	CHARITABLE	0	0	0		0			0	0
15E	CEMETERY	0	0	0		0			0	0
15F	MISCELLANEOUS	0	0	0		0			0	0
EXEMPT TOTAL		7	1,909,200	5,284,600		7,193,800			0	7,193,800
----- D E D U C T I O N S -----										
CLASSIFICATION	NO. OF DEDUCTS	DEDUCTION AMOUNT	CLASSIFICATION	NO. OF PARCELS	EXEMPTION AMOUNT	CLASSIFICATION	NO. OF PARCELS	EXEMPTION AMOUNT	----- E X E M P T I O N S -----	
SENIOR CITIZEN	37	9,250	FIRE SUPPRESS	0	0	DWELL ABATE	0	0	0	
DISABLED PERSON	12	3,000	POLLUTION CNTRL	0	0	DWELL EXEMP	0	0	0	
SURVIVING SPOUSE	1	250	FALLOUT SHELTER	0	0	NEW DWEL/CONV ABAT	0	0	0	
VETERAN	35	8,750	WATER/SEWAGE FAC	0	0	NEW DWEL/CONV EXMT	0	0	0	
WIDOW OF VETERAN	13	3,250	HOME IMPROVEMENT	0	0	MUL DWELL EXEMP	0	0	0	
			CLASS 4 ABATEMENT	0	0	MUL DWELL ABATE	0	0	0	
			MULTI-FAMILY DWELL	0	0	COM/IND EXEMP	0	0	0	
			UEZ ABATEMENT	0	0	RENEWABLE ENERGY	0	0	0	

I ASSESSOR OF THE TAXING DISTRICT OF WINFIELD PARK DO SWEAR (OR AFFIRM) THAT THE FOREGOING
TAX LIST AND TAX DUPLICATE CONTAIN THE VALUATIONS OF ALL THE PROPERTY LIABLE TO TAXATION IN THE TAXING DISTRICT IN WHICH I AM TAX
ASSESSOR, AND THAT SUCH PROPERTY HAS BEEN VALUED WITHOUT FAVOR OR PARTIALITY AT ITS TAXABLE VALUE AND I HAVE ALLOWED ONLY SUCH
EXEMPTIONS AND DEDUCTIONS AS ARE PRESCRIBED BY LAW.

ASSESSOR

I DO FURTHER SWEAR (OR AFFIRM) THAT, FOR THE TAX YEAR 2021, I HAVE COMPLETED AND PUT INTO OPERATION A DISTRICT WIDE ADJUSTMENT OF
REAL PROPERTY TAXABLE VALUATIONS AND SUCH TAXABLE VALUATIONS CONFORM TO THE PERCENTAGE LEVEL ESTABLISHED FOR SUCH YEAR FOR
EXPRESSING THE TAXABLE VALUE OF REAL PROPERTY IN THE COUNTY.

SWORN AND SUBSCRIBED BEFORE ME THIS DAY OF OF 2021. -----
ASSESSOR